



**NINGHAI KAITELI ELECTRONIC  
APPLIANCE CO.,LTD**

ADD:NO.1 meiwang road meilin street ninghai  
ningbo china

TEL:+86-574-65255060

FAX:+86-574-65255000

E-MAIL:info@kataly.cn admin@kataly.com yoky@kataly.com

HTTP://www.kataly.com



**NINGHAI KAITELI  
ELECTRONIC APPLIANCE CO., LTD**

## **2019 New arrivals**

wet & dry vacuum cleaners and  
ash vacuum cleaners





K-614

WET & DRY VACUUM CLEANER



DESCRIPTION

- Clean solid particulate and liquid easily
- Multi filtration system
- High performance motor provides maximum power
- With special air-blowing function
- Airflow control on handle
- Light weight compact design for easy carrying
- 4 swivel castors provide convenient multi-direction maneuverability



STANDARD ACCESSORIES



OPTIONAL ACCESSORIES



DETAILS		
Capacity(L)	12	15
Weight(KG)	3.9/4.6	4.1/4.9
Measurement(mm)	285x285x415	285x285x485
Loading quantity(20' /40' /40H)	912/1867/1968	736/1508/1640

K-613

WET & DRY VACUUM CLEANER



DESCRIPTION

- Clean solid particulate and liquid easily
- Multi filtration system
- High performance motor provides maximum power
- With special air-blowing function
- Power cord with cord wrap design for easy organized and storage
- Places for accessory storage(optional)
- Light weight compact design for easy carrying



STANDARD ACCESSORIES



OPTIONAL ACCESSORIES



DETAILS	
Capacity(L)	10
Weight(KG)	3.2/3.6
Measurement(mm)	315x288x337
Loading quantity(20' /40' /40H)	980/2009/2254

K-615D

WET & DRY VACUUM CLEANER



- DESCRIPTION
- Clean solid particulate and liquid easily
  - Multi filtration sysem
  - High performance motor provides maximum power
  - With special air-blowing function
  - Power cord with cord wrap design for easy organized and storage
  - Places for accessory storage



STANDARD ACCESSORIES



OPTIONAL ACCESSORIES



DETAILS		
Capacity(L)	20	25
Weight(KG)	5.4/6.5	5.8/7.0
Measurement(mm)	350x350x505	350x350x595
Loading quantity[20' /40' /40H]	912/1867/1968	345/732/816

K-615

WET & DRY VACUUM CLEANER



- DESCRIPTION
- Clean solid particulate and liquid easily
  - Multi filtration sysem
  - High performance motor provides maximum power
  - With special air-blowing function
  - Power cord with cord wrap design for easy organized and storage
  - Places for accessory storage



STANDARD ACCESSORIES



OPTIONAL ACCESSORIES



DETAILS		
Capacity(L)	20	25
Weight(KG)	5.4/6.5	5.8/7.0
Measurement(mm)	350x350x505	350x350x595
Loading quantity[20' /40' /40H]	912/1867/1968	345/732/816



K-616D/W

DUAL-MOTOR WET & DRY  
VACUUM CLEANER




DESCRIPTION

- Double motors much stronger power
- Clean solid particulate and liquid easily
- Multi filtration system
- High performance motor provides maximum power
- With special air-blowing function
- Power cord with cord wrap design for easy organized
- and storage
- Places for accessory storage
- Light weight compact design for easy carrying



STANDARD ACCESSORIES



OPTIONAL ACCESSORIES



DETAILS	
Capacity(L)	60
Weight(KG)	13.5/15.4
Measurement(mm)	480×455×740
Loading quantity(20' /40' /40H)	180/360/440

K-616

DUAL-MOTOR WET & DRY  
VACUUM CLEANER



DESCRIPTION

- Double motors much stronger power
- Clean solid particulate and liquid easily
- Multi filtration system
- High performance motor provides maximum power
- With special air-blowing function
- Power cord with cord wrap design for easy organized
- and storage
- Places for accessory storage
- Light weight compact design for easy carrying



STANDARD ACCESSORIES



OPTIONAL ACCESSORIES



DETAILS	
Capacity(L)	60
Weight(KG)	13.5/15.4
Measurement(mm)	480×455×740
Loading quantity(20' /40' /40H)	180/360/440



K-612D

WET & DRY VACUUM CLEANER  
WITH SELF-BRUSHING FUNCTION



DESCRIPTION

- Clean solid particulate and liquid easily
- Multi filtration sysem
- High performance motor provides maximum power
- With special air-blowing function
- Airflow control on handle
- Power cord with cord wrap design for easy organized and storage
- Places for accessory storage
- Light weight compact design for easy carrying
- Set-brushing function



The first wet and dry vacuum cleaner with self-brushing function; realize hepa cleaning easily; global patents have been got



STANDARD ACCESSORIES



OPTIONAL ACCESSORIES



DETAILS			
Capacity[L]	20	25	30
Weight[KG]	5.4/6.3	5.6/6.8	6.0/7.3
Measurement[mm]	360×360×450	360×360×520	360×360×595
Loading quantity[20' /40' /40H]	480/990/1145	384/792/990	345/714/792

K-612

WET & DRY VACUUM CLEANER  
WITH SELF-BRUSHING FUNCTION



DESCRIPTION

- Clean solid particulate and liquid easily
- Multi filtration sysem
- High performance motor provides maximum power
- With special air-blowing function
- Airflow control on handle
- Power cord with cord wrap design for easy organized and storage
- Places for accessory storage
- Light weight compact design for easy carrying
- Set-brushing function



The first wet and dry vacuum cleaner with self-brushing function; realize hepa cleaning easily; global patents have been got



STANDARD ACCESSORIES



OPTIONAL ACCESSORIES



DETAILS			
Capacity[L]	20	25	30
Weight[KG]	5.4/6.3	5.6/6.8	6.0/7.3
Measurement[mm]	360×360×450	360×360×520	360×360×595
Loading quantity[20' /40' /40H]	480/990/1145	384/792/990	345/714/792



# K-611D

## WET & DRY VACUUM CLEANER



### DESCRIPTION

- Clean solid particulate and liquid easily
- Multi filtration system
- High performance motor provides maximum power
- With special air-blowing function
- Airflow control on handle
- Places for accessory storage
- 4 swivel castors provide convenient multi-direction maneuverability
- Water-drain hole and big rear wheels are optional
- Power socket function (optional: synchronous 1000W or 2000W)



### STANDARD ACCESSORIES



### OPTIONAL ACCESSORIES



DETAILS			
Capacity(L)	20	25	30
Weight(KG)	5.6/6.5	5.8/7.0	6.0/7.3
Measurement(mm)	355×355×455	355×355×525	355×355×600
Loading quantity(20' /40' /40H)	480/990/1145	384/792/990	345/711/792

# K-611T

## WET & DRY VACUUM CLEANER



### DESCRIPTION

- Clean solid particulate and liquid easily
- Multi filtration system
- High performance motor provides maximum power
- With special air-blowing function
- Airflow control on handle
- Places for accessory storage
- 4 swivel castors provide convenient multi-direction maneuverability
- Water-drain hole and big rear wheels are optional



### STANDARD ACCESSORIES



### OPTIONAL ACCESSORIES



DETAILS			
Capacity(L)	20	25	30
Weight(KG)	5.6/6.5	5.8/7.0	6.0/7.3
Measurement(mm)	355×355×455	355×355×525	355×355×600
Loading quantity(20' /40' /40H)	480/990/1145	384/792/990	345/711/792



# K-605

## ASH VACUUM CLEANER WITH SELF-CLEANING FUNCTION



### DESCRIPTION

- Specifically designed to clean warm and Cool ash out of fireplaces, wood stoves, pellet stoves, and barbeque grills
- Replacement filter system filters out the finest dust and ash
- Heat-resistant metal hose and metal canister.
- Quiet and Powerful motor
- Base with wheels/a set of Castors [3pcs] is optional
- Additional Accessories, Castors allows use as a regular shop vacuum



### STANDARD ACCESSORIES



Aluminium tube      Hepa filter      Flexible hose

### OPTIONAL ACCESSORIES



DETAILS					
Rated power(W)	800,1000,1200	800,1000,1200	800,1000,1200	800,1000,1200	800,1000,1200
Capacity(L)	15	18	20	25	30
Weight(KG)	4.5/5.3	4.5/5.4	4.8/5.6	5.0/5.9	5.2/6.1
Measurement(mm)	320×320×380	320×320×430	320×320×455	320×320×495	320×320×575
Loading quantity(20' /40' /40H)	770/1590/1810	686/1412/1552	630/1293/1476	580/1200/1370	502/1035/1176

# K-405-2

## ASH VACUUM CLEANER



### DESCRIPTION

- Specifically designed to clean warm and cool ash out of fireplaces, wood stoves, pelletstoves, and barbeque grifts
- Washable filter system filters out the finest dust and ash
- Heat-resistant metal hose and metal canister
- Quiet and Powerful motor
- Additional Accessories, Castors allows to use as a regular shop vacuum
- Base with wheels/a set of Castors [3pcs] is Optional




### STANDARD ACCESSORIES



Aluminium tube      Hepa filter      Flexible hose

### OPTIONAL ACCESSORIES



DETAILS						
Rated power(W)	800,1000,1200	800,1000,1200	500,600	500,600	800,1000,1200	500,600
Capacity(L)	15	20	15	20	25(double chamber)	25(double chamber)
Vacuity(Kpa)	≥15	≥15	≥11	≥11	≥15	≥11
Weight(KG)	3.5/4.2	3.8/4.5	3.4/4.1	3.7/4.4	3.8/5.2	3.6/5
Measurement(mm)	315×315×305	315×315×385	315×315×290	315×315×370	315×315×470	320×320×445
Loading quantity(20' /40' /40H)	900/1820/2120	756/1550/1770	1008/2070/2330	756/1590/1850	590/1234/1382	610/1270/1430



# K-902

## CORDLESS RECHARGEABLE ASH VACUUM CLEANER



### DESCRIPTION

- Use rechargeable 18.8V lithium battery
- An adaptor to realize using of different types of battery
- With wind—blow function
- Convenient for BBQ, car and outdoor using
- Made according to the standard of EK1 498—11
- Optional: self-cleaning, castors




### STANDARD ACCESSORIES



Aluminium tube      Hepa filter      Flexible hose

### OPTIONAL ACCESSORIES



DETAILS		
Rated power(W)	110	110
Capacity(L)	10	12
Weight(KG)	2.9/3.5	3.1/3.8
Measurement(mm)	275×275×295	275×275×355
Loading quantity(20' /40' /40H)	1240/2352/2688	1015/2142/2352

## ACCESSORIES, DUST-COLLECTING BAG

1. patent technology design
2. optional to other ash cleaners
3. easily clean up and avoid secondary pollution.
4. easily operation:
  - a. Put the collection bag
  - b. pull up the valve
  - c. Grasp the handles, shake lightly to pour the ash into the bag
  - d. Close the valve E .Take off the collection bag and tighten the rope of the bag to prevent the ashes out

